Datasheet for ABIN1326972

anti-GLI1 antibody (AA 401-500)

4 Images

Go to Product page

Overview

Quantity:	100 µg
Target:	GLI1
Binding Specificity:	AA 401-500
Reactivity:	Human
Host:	Mouse
Clonality:	Monoclonal
Conjugate:	This GLI1 antibody is un-conjugated
Application:	Western Blotting (WB), ELISA, Immunofluorescence (IF)

Product Details

Purpose:	Mouse monoclonal antibody raised against a partial recombinant GLI1.
Immunogen:	GLI1 (AAH13000, 401 a.a. ~ 500 a.a) partial recombinant protein with GST tag. MW of the GST tag alone is 26 KDa.
Sequence:	GPLPRAPSIS TVEPKREREG GPIREESRLT VPEGAMKPQP SPGAQSSCSS DHSPAGSAAN TDSGVEMTGN AGGSTEDLSS LDEGPCIAGT GLSTLRRLEN
Clone:	1G11
Isotype:	IgG1
Cross-Reactivity:	Human
Characteristics:	Antibody Reactive Against Recombinant Protein.

Target Details

Target:	GLI1
Alternative Name:	GLI1 (GLI1 Products)
Background:	Full Gene Name: glioma-associated oncogene homolog 1 (zinc finger protein) Synonyms: GLI
Gene ID:	2735
Pathways:	Hedgehog Signaling, Dopaminergic Neurogenesis

Application Details

Application Notes:	Optimal working dilution should be determined by the investigator.
Restrictions:	For Research Use only

Handling

Buffer:	In 1x PBS, pH 7.4
Handling Advice:	Aliquot to avoid repeated freezing and thawing.
Storage:	-20 °C
Storage Comment:	Store at -20°C or lower. Aliquot to avoid repeated freezing and thawing.

Images



Western Blotting

Image 1. GLI1 monoclonal antibody (M02), clone 1G11. Western Blot analysis of GLI1 expression in HeLa.

Copyright antibodies-online. All rights reserved.

Images

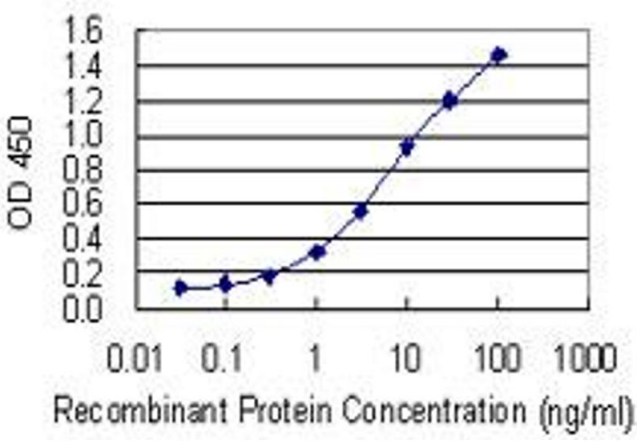

ELISA

Image 2. Detection limit for recombinant GST tagged GLI1 is 0.03 ng/ml as a capture antibody.

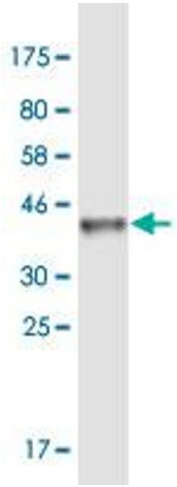

Western Blotting

Image 3. Western Blot detection against Immunogen (36.74 KDa) .

Please check the product details page for more images. Overall 4 images are available for ABIN1326972.