Datasheet for ABIN1499816

anti-NQO2 antibody

8 Images

Go to Product page

Overview

Quantity:	100 µL
Target:	NQO2
Reactivity:	Human, Dog, Monkey
Host:	Mouse
Clonality:	Monoclonal
Conjugate:	This NQO2 antibody is un-conjugated
Application:	Western Blotting (WB), Immunohistochemistry (IHC), Immunofluorescence (IF), Immunohistochemistry (Paraffin-embedded Sections) (IHC (p))

Product Details

Immunogen:	Full length human recombinant protein of human NQO2(NP_000895) produced in HEK293T cell. Type of Immunogen: Recombinant protein
Clone:	1G2
Isotype:	IgG1
Specificity:	Human NQO2
Purification:	Protein A/G purified

Target Details

Target:	NQO2

Target Details

Alternative Name:	NQO2 (NQO2 Products)
Background:	Name/Gene ID: NQO2 Synonyms: NQO2, DIA6, DHQV, NRH:quinone oxidoreductase 2, NRH dehydrogenase [quinone] 2, QR2, Quinone reductase 2, NMOR2
Gene ID:	4835
NCBI Accession:	NP_000895
UniProt:	P16083

Application Details

Application Notes:	Approved: IF (1:100), IHC, IHC-P (1:150), WB (1:500 - 1:2000)
Comment:	Target Species of Antibody: Human
Restrictions:	For Research Use only

Handling

Format:	Liquid
Concentration:	Lot specific
Buffer:	PBS, pH 7.3, 1 % BSA, 50 % glycerol, 0.02 % sodium azide
Preservative:	Sodium azide
Precaution of Use:	This product contains Sodium azide: a POISONOUS AND HAZARDOUS SUBSTANCE which should be handled by trained staff only.
Handling Advice:	Minimize freezing and thawing.
Storage:	-20 °C
Storage Comment:	Store at -20°C. Avoid freeze-thaw cycles.

Copyright antibodies-online. All rights reserved.

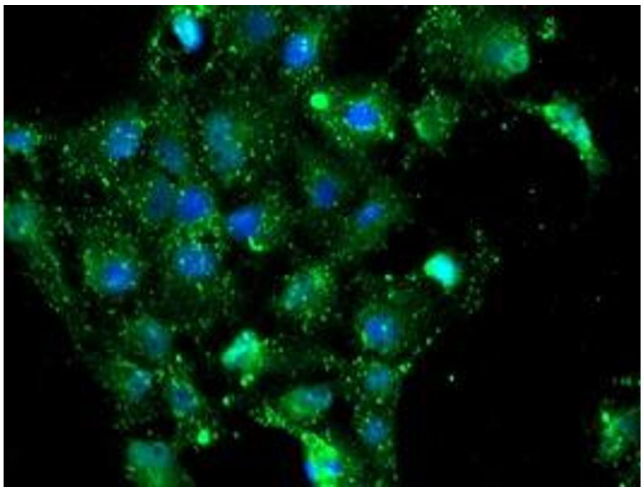

Immunofluorescence

Image 1.

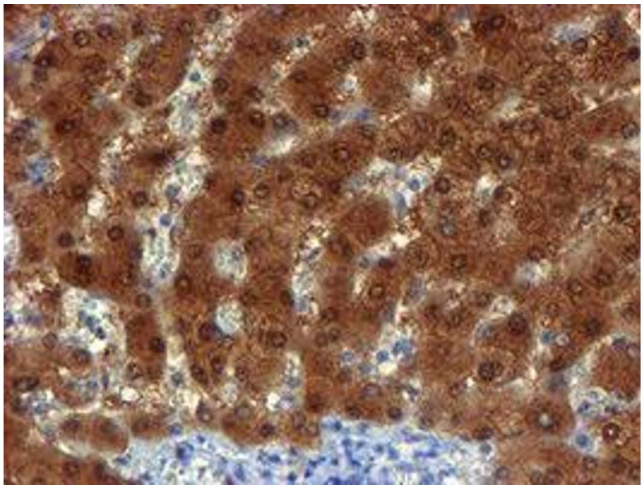

Image 2.

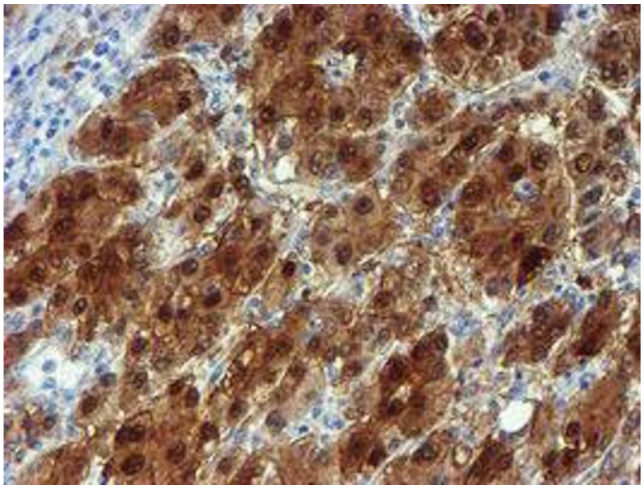

Image 3.

Please check the product details page for more images. Overall 8 images are available for ABIN1499816.

Copyright antibodies-online. All rights reserved.