Datasheet for ABIN1499983

anti-PYCR2 antibody

5 Images

Go to Product page

Overview

Quantity:	100 µL
Target:	PYCR2
Reactivity:	Human, Monkey
Host:	Mouse
Clonality:	Monoclonal
Conjugate:	This PYCR2 antibody is un-conjugated
Application:	Western Blotting (WB), Immunofluorescence (IF), Flow Cytometry (FACS)

Product Details

Immunogen:	Full length human recombinant protein of human PYCR2 (NP_037460) produced in HEK293T cell. Type of Immunogen: Recombinant protein
Clone:	2A5
Isotype:	IgG1
Specificity:	Human P5CR2 / PYCR2
Purification:	Protein A/G purified

Target Details

Target:	PYCR2
Alternative Name:	P5CR2 / PYCR2 (PYCR2 Products)

Target Details

Background:	Name/Gene ID: PYCR2 Synonyms: PYCR2, p5CR 2, p5C reductase 2, p5CR2
Gene ID:	29920
NCBI Accession:	NP_037460

Application Details

Application Notes:	Approved: Flo (1:100), IF (1:100), WB (1:500 - 1:2000) Usage: Concentration: 0.72 mg/mL (Lot dependent)
Comment:	Target Species of Antibody: Human
Restrictions:	For Research Use only

Handling

Format:	Liquid
Concentration:	Lot specific
Buffer:	PBS, pH 7.3, 1 % BSA, 50 % glycerol, 0.02 % sodium azide
Preservative:	Sodium azide
Precaution of Use:	This product contains Sodium azide: a POISONOUS AND HAZARDOUS SUBSTANCE which should be handled by trained staff only.
Storage:	-20 °C
Storage Comment:	Store at -20°C. Avoid freeze-thaw cycles.

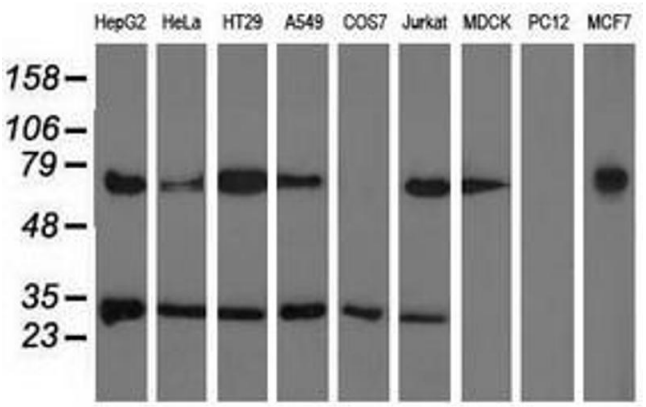

Image 1.

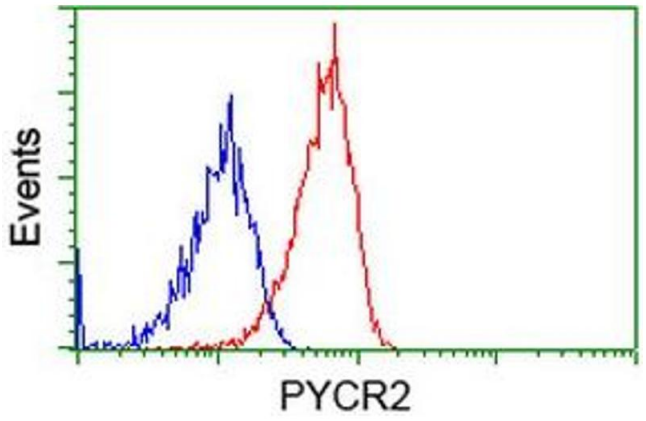

Image 2.

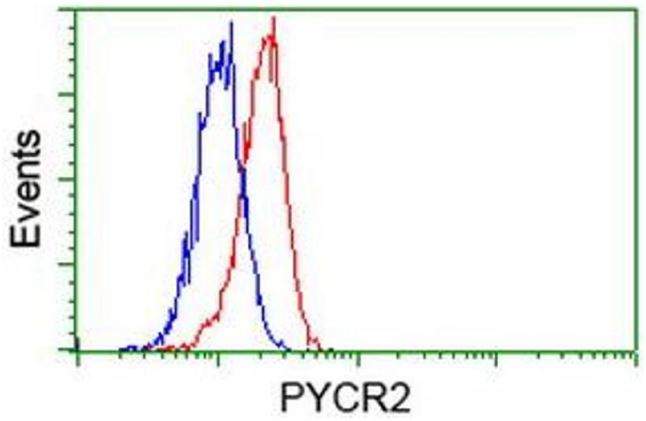

Image 3.

Please check the product details page for more images. Overall 5 images are available for ABIN1499983.