Datasheet for ABIN2779814

anti-MXI1 antibody (N-Term)

3 Images

Go to Product page

Overview

Quantity:	100 µL
Target:	MXI1
Binding Specificity:	N-Term
Reactivity:	Human, Mouse, Rat, Dog, Cow, Guinea Pig, Horse, Pig
Host:	Rabbit
Clonality:	Polyclonal
Conjugate:	This MXI1 antibody is un-conjugated
Application:	Western Blotting (WB)

Product Details

Immunogen:	The immunogen is a synthetic peptide directed towards the N-terminal region of Mouse Mxi1
Sequence:	KEARCEGAGL VPVAPPAMPP AAAAPQPPAQ PEEPAGAKPR CPFSDIFNTS
Predicted Reactivity:	Cow: 100%, Dog: 100%, Guinea Pig: 93%, Horse: 93%, Human: 86%, Mouse: 100%, Pig: 100%, Rat: 100%
Characteristics:	This is a rabbit polyclonal antibody against Mxi1. It was validated on Western Blot.
Purification:	Affinity Purified

Target Details

Target:	MXI1
Alternative Name:	Mxi1 (MXI1 Products)

Target Details

Background:	This gene encodes a protein containing a helix-loop-helix domain characteristic of transcription factors, which allows heterodimerization and sequence-specific DNA binding. The encoded protein is related to a family of Myc/Max/Mad proteins that are involved in the regulation of several cellular processes. The protein encoded by this gene is a transcriptional repressor thought to negatively regulate Myc function. Three alternatively spliced transcripts encoding different isoforms have been described. Alias Symbols: ENSMUSG00000067085, Gm10197, Mad2, bHLHc11 Protein Interaction Partner: Smad9, Smad5, Smad1, Smarca5, Max, Smc3, Protein Size: 295
Molecular Weight:	33 kDa
Gene ID:	17859
NCBI Accession:	NM_001008542, NP_001008542
UniProt:	Q3U3X2
Pathways:	Maintenance of Protein Location

Application Details

Application Notes:	Optimal working dilutions should be determined experimentally by the investigator.
Comment:	Antigen size: 295 AA
Restrictions:	For Research Use only

Handling

Format:	Liquid
Concentration:	Lot specific
Buffer:	Liquid. Purified antibody supplied in 1x PBS buffer with 0.09 % (w/v) sodium azide and 2 % sucrose.
Preservative:	Sodium azide
Precaution of Use:	This product contains Sodium azide: a POISONOUS AND HAZARDOUS SUBSTANCE which should be handled by trained staff only.
Handling Advice:	Avoid repeated freeze-thaw cycles.
Storage:	-20 °C

Copyright antibodies-online. All rights reserved.

Handling

Storage Comment:	For short term use, store at 2-8°C up to 1 week. For long term storage, store at -20°C in small aliquots to prevent freeze-thaw cycles.

Images

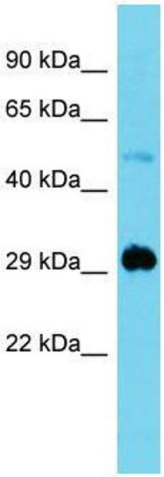

Western Blotting

Image 1. Host: Rabbit Target Name: Mxi1 Sample Type: Mouse Muscle lysates Antibody Dilution: 1.0ug/ml

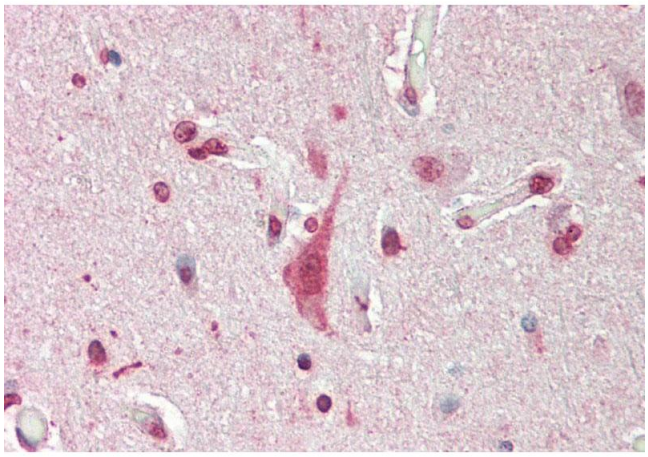

Immunohistochemistry

Image 2. Rabbit Anti-Mxi1 antibody Formalin Fixed Paraffin Embedded Tissue: Human Brain, Cortex Primary antibody Concentration: 1:200 Secondary Antibody: Donkey anti-Rabbit-Cy3 Secondary Antibody Concentration: 1:200 Magnification: 20x Exposure Time: 0.5-2.0sec

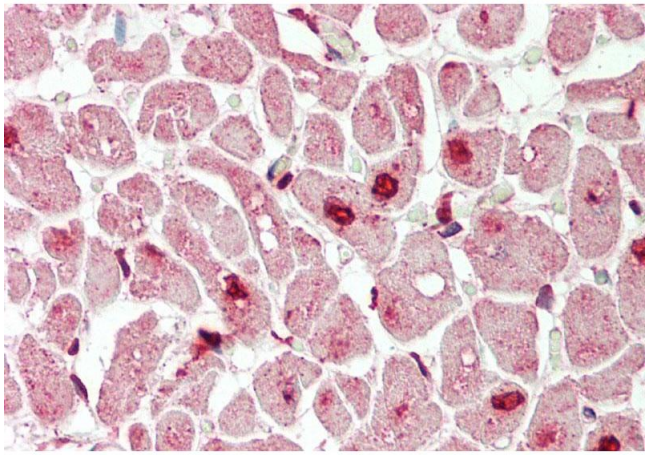

Immunohistochemistry

Image 3. Rabbit Anti-Mxi1 antibody Formalin Fixed Paraffin Embedded Tissue: Human Heart Primary antibody Concentration: 1:200 Secondary Antibody: Donkey anti-Rabbit-Cy3 Secondary Antibody Concentration: 1:200 Magnification: 20x Exposure Time: 0.5-2.0sec