Datasheet for ABIN527705

anti-Allantoicase antibody (AA 235-344)

4 Images

Go to Product page

Overview

Quantity:	100 µg
Target:	Allantoicase (ALLC)
Binding Specificity:	AA 235-344
Reactivity:	Human
Host:	Mouse
Clonality:	Monoclonal
Conjugate:	This Allantoicase antibody is un-conjugated
Application:	Western Blotting (WB), ELISA, Immunoprecipitation (IP)

Product Details

Purpose:	Mouse monoclonal antibody raised against a partial recombinant ALLC.
Immunogen:	ALLC (NP_060906.2, 235 a.a. ~ 344 a.a) partial recombinant protein with GST tag. MW of the GST tag alone is 26 KDa.
Sequence:	GHPNNIIGVG GAKSMADGWE TARRLDRPPI LENDENGILL VPGCEWAVFR LAHPGVITRI EIDTKYFEGN APDSCKVDGC ILTTQEEAVI RQKWILPAHK WKPLLPVTKL
Clone:	3D3
Isotype:	IgG1
Cross-Reactivity:	Human
Characteristics:	Antibody Reactive Against Recombinant Protein.

Copyright antibodies-online. All rights reserved.

Target Details

Target:	Allantoicase (ALLC)
Alternative Name:	ALLC (ALLC Products)
Background:	Full Gene Name: allantoicase Synonyms: ALC
Gene ID:	55821
NCBI Accession:	NM_018436

Application Details

Application Notes:	Optimal working dilution should be determined by the investigator.
Restrictions:	For Research Use only

Handling

Buffer:	In 1x PBS, pH 7.4
Handling Advice:	Aliquot to avoid repeated freezing and thawing.
Storage:	-20 °C
Storage Comment:	Store at -20°C or lower. Aliquot to avoid repeated freezing and thawing.

Images

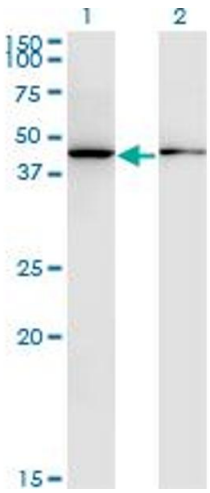

Western Blotting

Image 1. Western Blot analysis of ALLC expression in transfected 293T cell line by ALLC monoclonal antibody (M07), clone 3D3.

Lane 1: ALLC transfected lysate(45.6 KDa).

Lane 2: Non-transfected lysate.

Images



Immunoprecipitation

Image 2. Immunoprecipitation of ALLC transfected lysate using anti-ALLC monoclonal antibody and Protein A Magnetic Bead , and immunoblotted with ALLC MaxPab rabbit polyclonal antibody.

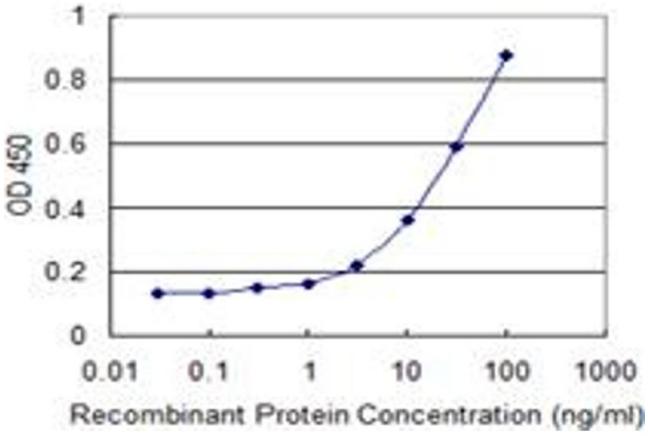

ELISA

Image 3. Detection limit for recombinant GST tagged ALLC is 1 ng/ml as a capture antibody.

Please check the product details page for more images. Overall 4 images are available for ABIN527705.