Datasheet for ABIN529629

anti-RPAIN antibody (AA 1-219)

4 Images

Go to Product page

Overview

Quantity:	50 µg
Target:	RPAIN
Binding Specificity:	AA 1-219
Reactivity:	Human
Host:	Mouse
Clonality:	Polyclonal
Conjugate:	This RPAIN antibody is un-conjugated
Application:	Western Blotting (WB), Immunofluorescence (IF)

Product Details

Purpose:	Mouse polyclonal antibody raised against a full-length human RPAIN protein.
Immunogen:	RPAIN (NP_001028174.1, 1 a.a. ~ 219 a.a) full-length human protein.
Sequence:	MAESLRSPRR SLYKLVGSPP WKEAFRQRCL ERMRNSRDRL LNRYRQAGSS GPGNSQNSFL VQEVMEEEWN ALQSVENCPE DLAQLEELID MAVLEEIQQE LIKQEQSIIS EYEKSLQFDE KCLSIMLAEW EANPLICPVC TKYNLRITSG VVVCQCGLSI PSHSSELTEQ KLRACLEGSI NEHSAHCPHT PEFSVTGGTE EKSSLLMSCL ACDTWAVIL
Cross-Reactivity:	Human
Characteristics:	Antibody reactive against mammalian transfected lysate.

Target Details

Target:	RPAIN

 Copyright antibodies-online. All rights reserved.

Target Details

Alternative Name:	RPAIN (RPAIN Products)
Background:	Full Gene Name: RPA interacting protein Synonyms: HRIP,MGC4189,RIP
Gene ID:	84268
NCBI Accession:	NM_001033002
Pathways:	Protein targeting to Nucleus

Application Details

Application Notes:	Optimal working dilution should be determined by the investigator.
Restrictions:	For Research Use only

Handling

Buffer:	In 1x PBS, pH 7.4
Handling Advice:	Aliquot to avoid repeated freezing and thawing.
Storage:	-20 °C
Storage Comment:	Store at -20°C or lower. Aliquot to avoid repeated freezing and thawing.

Images

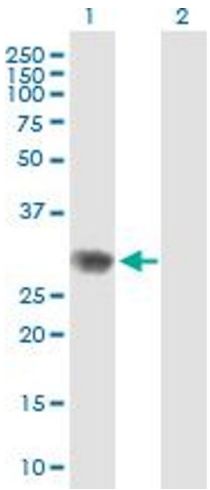

Western Blotting

Image 1. Western Blot analysis of RPAIN expression in transfected 293T cell line by RPAIN MaxPab polyclonal antibody.

Lane 1: RIP transfected lysate(24.09 KDa).

Lane 2: Non-transfected lysate.

Copyright antibodies-online. All rights reserved.

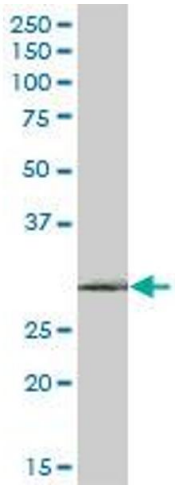

Western Blotting

Image 2. RIP MaxPab polyclonal antibody. Western Blot analysis of RIP expression in human placenta.

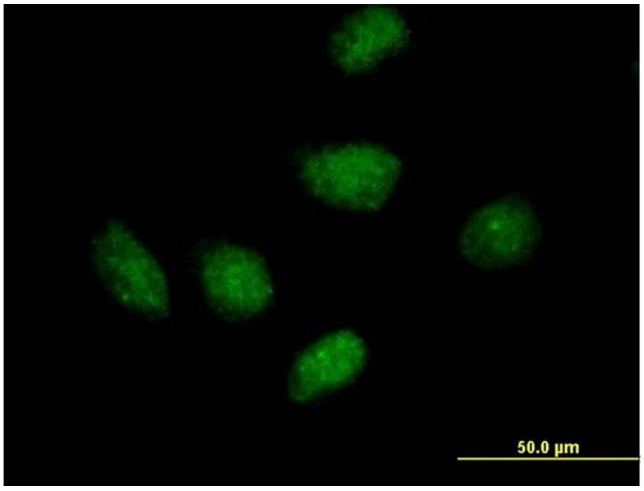

Immunofluorescence

Image 3. Immunofluorescence of purified MaxPab antibody to RIP on HeLa cell. [antibody concentration 10 ug/ml]

Please check the product details page for more images. Overall 4 images are available for ABIN529629.

 Copyright antibodies-online. All rights reserved.