Datasheet for ABIN5542437

anti-MGMT antibody (AA 32-210)

7 Images

Go to Product page

Overview

Quantity:	0.1 mg
Target:	MGMT
Binding Specificity:	AA 32-210
Reactivity:	Human
Host:	Mouse
Clonality:	Monoclonal
Conjugate:	This MGMT antibody is un-conjugated
Application:	Western Blotting (WB), Immunohistochemistry (IHC), ELISA, Flow Cytometry (FACS), Immunocytochemistry (ICC)

Product Details

Immunogen:	Purified recombinant fragment of human MGMT (AA: 32-210) expressed in E. coli.
Clone:	1A11F8
Isotype:	IgG1
Purification:	purified

Target Details

Target:	MGMT
Alternative Name:	MGMT (MGMT Products)
Background:	Description: MGMT (O-6-methylguanine-DNA methyltransferase) is a protein-coding gene.

Target Details

	Diseases associated with MGMT include oligoastrocytoma, and spinal cord astrocytoma. GO annotations related to this gene include DNA-methyltransferase activity and calcium ion binding., Aliases: EC 2.1.1.63
Molecular Weight:	21.6 kDa
Gene ID:	4255
HGNC:	4255
Pathways:	DNA Damage Repair, Positive Regulation of Response to DNA Damage Stimulus

Application Details

Application Notes:	ELISA: 1:10000, WB: 1:500 - 1:2000, IHC: 1:200 - 1:1000, ICC: 1:200 - 1:1000, FCM: 1:200 - 1:400
Restrictions:	For Research Use only

Handling

Format:	Liquid
Buffer:	Purified antibody in PBS with 0.05 % sodium azide
Preservative:	Sodium azide
Precaution of Use:	This product contains Sodium azide: a POISONOUS AND HAZARDOUS SUBSTANCE which should be handled by trained staff only.
Storage:	4 °C/-20 °C
Storage Comment:	4°C, -20°C for long term storage

 Copyright antibodies-online. All rights reserved.



Western Blotting

Image 1. Western blot analysis using MGMT mouse mAb against MCF-7 (1), Jurkat (2), HepG2 (3), and PC-3 (4) cell lysate.

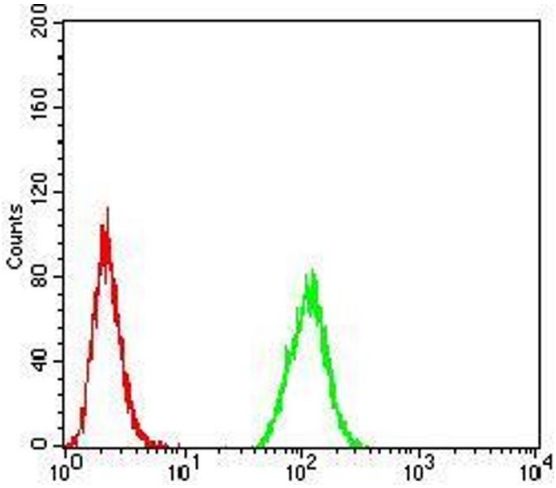

Flow Cytometry

Image 2. Flow cytometric analysis of Hela cells using MGMT mouse mAb (green) and negative control (red).

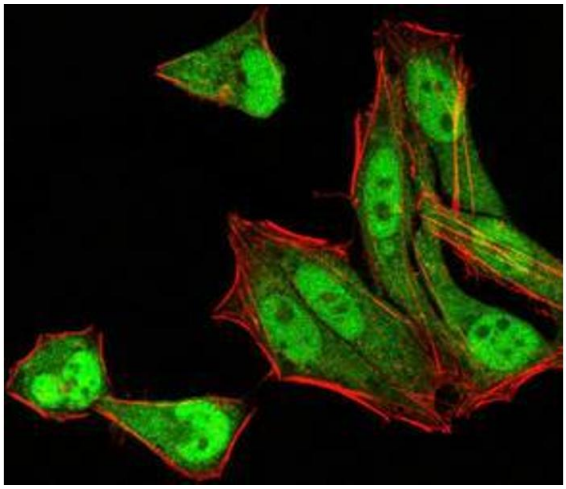

Immunofluorescence

Image 3. Immunofluorescence analysis of Hela cells using MGMT mouse mAb (green). Blue: DRAQ5 fluorescent DNA dye. Red: Actin filaments have been labeled with Alexa Fluor- 555 phalloidin. Secondary antibody from Fisher (Cat#: 35503)

Please check the product details page for more images. Overall 7 images are available for ABIN5542437.