Datasheet for ABIN6997487

anti-Snurportin 1 antibody (AA 1-329)

Go to Product page

3 Images

Overview

Quantity:	200 µL
Target:	Snurportin 1 (SNUPN)
Binding Specificity:	AA 1-329
Reactivity:	Mouse
Host:	Rabbit
Clonality:	Polyclonal
Conjugate:	This Snurportin 1 antibody is un-conjugated
Application:	Western Blotting (WB), Immunohistochemistry (IHC), Immunoprecipitation (IP), Immunocytochemistry (ICC)

Product Details

Purpose:	Polyclonal Antibody to Snurportin 1 (SNUPN1)
Immunogen:	Recombinant Snurportin 1 (SNUPN1) corresdonding to Met1~Ala329
Isotype:	IgG
Specificity:	The antibody is a rabbit polyclonal antibody raised against SNUPN1. It has been selected for its ability to recognize SNUPN1 in immunohistochemical staining and western blotting.
Cross-Reactivity:	Human, Rat
Purification:	Antigen-specific affinity chromatography followed by Protein A affinity chromatography

Copyright antibodies-online. All rights reserved.

Target Details

Target:	Snurportin 1 (SNUPN)
Alternative Name:	Snurportin 1 (SNUPN Products)
Background:	SPN1, KPNBL, RNUT1, RNA, U Transporter 1
Pathways:	Ribonucleoprotein Complex Subunit Organization, Protein targeting to Nucleus

Application Details

Application Notes:	Western blotting: 0.5-2 µg/mL 1:130-500 Immunohistochemistry: 5-20 µg/mL 1:13-50 Immunocytochemistry: 5-20 µg/mL 1:13-50 Optimal working dilutions must be determined by end user.
Comment:	The thermal stability is described by the loss rate. The loss rate was determined by accelerated thermal degradation test, that is, incubate the protein at 37°C for 48h, and no obvious degradation and precipitation were observed. The loss rate is less than 5% within the expiration date under appropriate storage condition.
Restrictions:	For Research Use only

Handling

Format:	Liquid
Buffer:	PBS, pH 7.4, containing 0.02 % Sodium azide, 50 % glycerol.
Preservative:	Sodium azide
Precaution of Use:	This product contains Sodium azide: a POISONOUS AND HAZARDOUS SUBSTANCE which should be handled by trained staff only.
Storage:	4 °C,-20 °C
Storage Comment:	Store at 4°C for frequent use. Stored at -20°C in a manual defrost freezer for two year without detectable loss of activity. Avoid repeated freeze-thaw cycles.
Expiry Date:	24 months



Western Blotting

Image 1. Detection of SNUPN1 in Mouse Heart lysate using Polyclonal Antibody to Snurportin 1 (SNUPN1)



Western Blotting

Image 2. Detection of Recombinant SNUPN1, Mouse using Polyclonal Antibody to Snurportin 1 (SNUPN1)

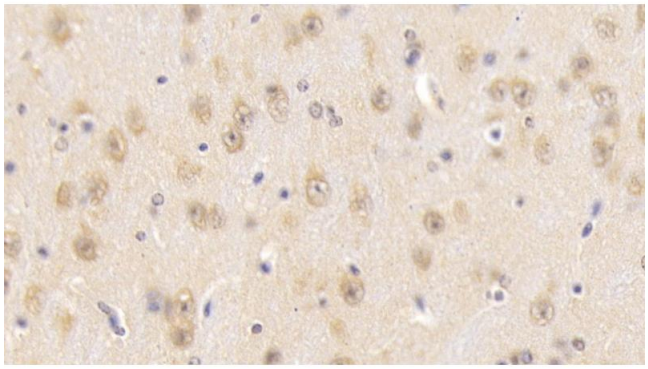

Immunohistochemistry

Image 3. Detection of SNUPN1 in Mouse Cerebrum Tissue using Polyclonal Antibody to Snurportin 1 (SNUPN1)

Copyright antibodies-online. All rights reserved.