Datasheet for ABIN7009324

anti-WASF3 antibody

3 Images

Go to Product page

Overview

Quantity:	60 µL
Target:	WASF3
Reactivity:	Human, Mouse, Rat
Host:	Rabbit
Clonality:	Polyclonal
Conjugate:	This WASF3 antibody is un-conjugated
Application:	Immunohistochemistry (IHC)

Product Details

Immunogen:	A synthetic peptide of human WASF3 (NP_001278894.1).
Isotype:	IgG
Characteristics:	Polyclonal Antibody
Purification:	Affinity purification

Target Details

Target:	WASF3
Alternative Name:	WASF3 (WASF3 Products)
Background:	This gene encodes a member of the Wiskott-Aldrich syndrome protein family. The gene product is a protein that forms a multiprotein complex that links receptor kinases and actin. Binding to actin occurs through a C-terminal verprolin homology domain in all family members. The multiprotein complex serves to tranduce signals that involve changes in cell shape, motility or

Target Details

	function. A pseudogene of this gene have been defined on chromosome 6. Alternative splicing results in multiple transcript variants.
Gene ID:	10810
UniProt:	Q9UPY6
Pathways:	RTK Signaling

Application Details

Application Notes:	IHC 1:100-1:200
Restrictions:	For Research Use only

Handling

Format:	Liquid
Concentration:	1 mg/mL
Buffer:	PBS with 0.02 % sodium azide, 50 % glycerol, pH 7.3
Preservative:	Sodium azide
Precaution of Use:	This product contains Sodium azide: a POISONOUS AND HAZARDOUS SUBSTANCE which should be handled by trained staff only.
Storage:	-20 °C
Storage Comment:	Store at -20°C. Avoid freeze / thaw cycles.

Images

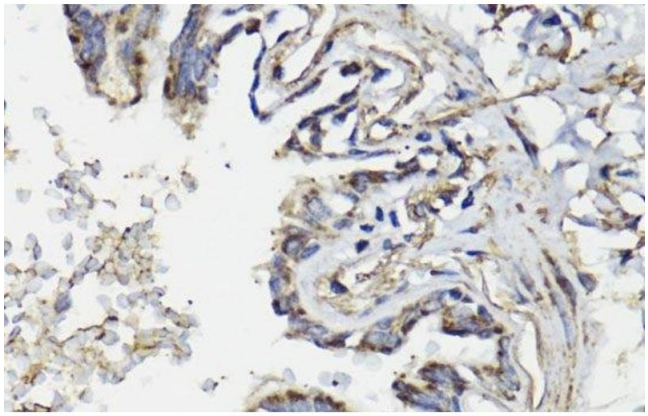

Immunohistochemistry (Paraffin-embedded Sections)

Image 1. Immunohistochemistry of paraffin-embedded Human lung using WASF3 Polyclonal Antibody at dilution of 1:100 (40x lens).

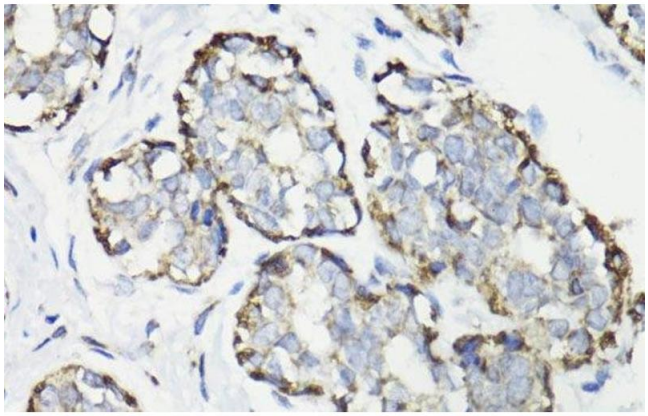

Immunohistochemistry (Paraffin-embedded Sections)

Image 2. Immunohistochemistry of paraffin-embedded Human breast cancer using WASF3 Polyclonal Antibody at dilution of 1:100 (40x lens).

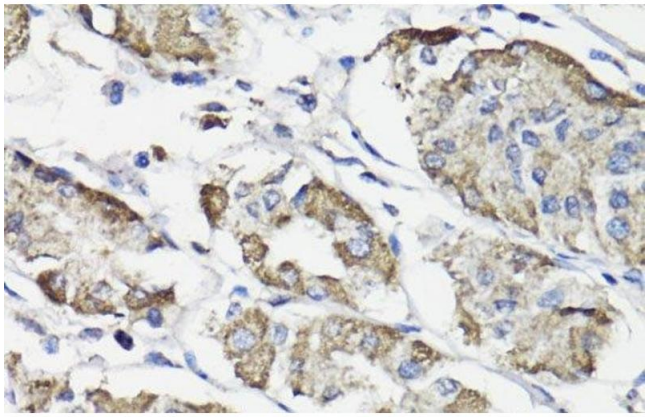

Immunohistochemistry (Paraffin-embedded Sections)

Image 3. Immunohistochemistry of paraffin-embedded Human stomach using WASF3 Polyclonal Antibody at dilution of 1:100 (40x lens).

 Copyright antibodies-online. All rights reserved.