Datasheet for ABIN7010566

anti-POLD1 antibody

4 Images

Go to Product page

Overview

Quantity:	60 µL
Target:	POLD1
Reactivity:	Human, Mouse
Host:	Rabbit
Clonality:	Polyclonal
Conjugate:	This POLD1 antibody is un-conjugated
Application:	Western Blotting (WB), Immunofluorescence (IF)

Product Details

Immunogen:	Recombinant fusion protein of human POLD1 (NP_002682.2).
Isotype:	IgG
Characteristics:	Polyclonal Antibody
Purification:	Affinity purification

Target Details

Target:	POLD1
Alternative Name:	POLD1 (POLD1 Products)
Background:	This gene encodes the 125- kDa catalytic subunit of DNA polymerase delta. DNA polymerase delta possesses both polymerase and 3' to 5' exonuclease activity and plays a critical role in DNA replication and repair. Alternatively spliced transcript variants have been observed for this gene, and a pseudogene of this gene is located on the long arm of chromosome 6.

Copyright antibodies-online. All rights reserved.

Target Details

Molecular Weight:	Observed_MW: 130 kDa Calculated_MW: 123 kDa
Gene ID:	5424
UniProt:	P28340
Pathways:	Telomere Maintenance, DNA Damage Repair, DNA Replication, Chromatin Binding, Synthesis of DNA

Application Details

Application Notes:	WB 1:500-1:2000 IF 1:50-1:200
Restrictions:	For Research Use only

Handling

Format:	Liquid
Concentration:	1 mg/mL
Buffer:	PBS with 0.02 % sodium azide, 50 % glycerol, pH 7.3
Preservative:	Sodium azide
Precaution of Use:	This product contains Sodium azide: a POISONOUS AND HAZARDOUS SUBSTANCE which should be handled by trained staff only.
Storage:	-20 °C
Storage Comment:	Store at -20°C. Avoid freeze / thaw cycles.

Copyright antibodies-online. All rights reserved.

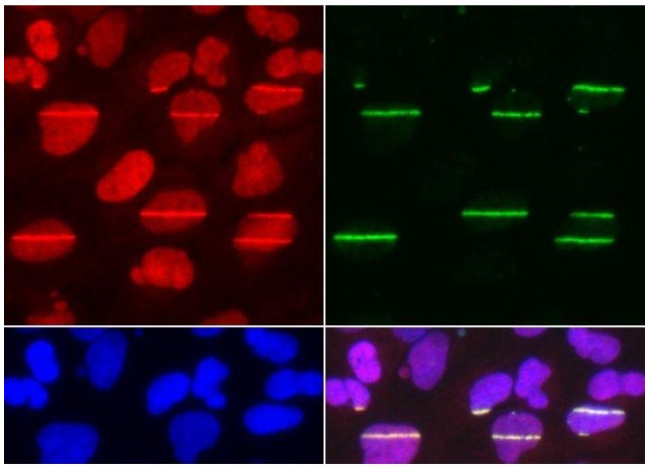

Immunofluorescence

Image 1. Immunofluorescence analysis of U2OS cells using POLD1 Polyclonal Antibody

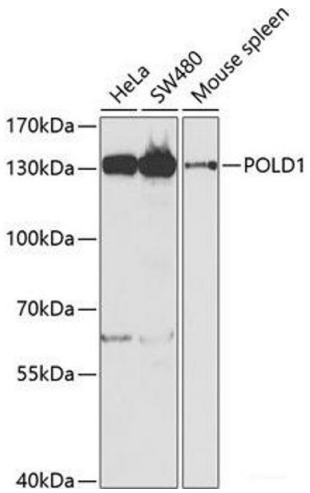

Western Blotting

Image 2. Western blot analysis of extracts of various cell lines using POLD1 Polyclonal Antibody at dilution of 1:1000.

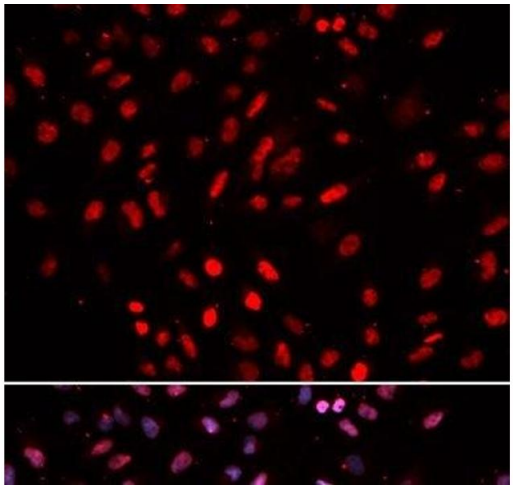

Immunofluorescence

Image 3. Immunofluorescence analysis of U2OS cells using POLD1 Polyclonal Antibody

Please check the product details page for more images. Overall 4 images are available for ABIN7010566.

Copyright antibodies-online. All rights reserved.