Datasheet for ABIN7076033

anti-Cardiac Troponin T2 antibody

3 Images | 1 Publication

Go to Product page

Overview

Quantity:	100 µL
Target:	Cardiac Troponin T2 (cTnT)
Reactivity:	Mouse, Rat
Host:	Rabbit
Clonality:	Polyclonal
Conjugate:	This Cardiac Troponin T2 antibody is un-conjugated
Application:	Immunohistochemistry (IHC), Immunofluorescence (IF), Immunoelectron Microscopy (IEM)

Product Details

Immunogen:	KLH conjugated Synthetic peptide corresponding to Mouse Cardiac Troponin T
Cross-Reactivity:	Rat
Purification:	Affinity purification

Target Details

Target:	Cardiac Troponin T2 (cTnT)
Alternative Name:	Cardiac Troponin T (cTnT Products)
Background:	As part of the Troponin complex, the function of cTnT is to regulate muscle contraction. The N-terminal region of TnT that strongly binds actin most likely moves with Tm and actin during strong myosin crossbridge binding and force generation. This region is likely involved in the transduction of cooperativity down the thin filament. The C-terminal region of TnT constitutes part of the globular troponin complex domain, and participates in employing the calcium

 Copyright antibodies-online. All rights reserved.

Target Details

	sensitivity of strong myosin crossbridge binding to the thin filament.
Gene ID:	21956
NCBI Accession:	NP_001123648
UniProt:	P50752

Application Details

Application Notes:	IHC/IF ,IEM/M (M,R) 1:100-1:500/1:100-1:500
Restrictions:	For Research Use only

Handling

Format:	Liquid
Buffer:	PBS, pH 7.4, 0.02 % sodium azide
Preservative:	Sodium azide
Precaution of Use:	This product contains Sodium azide: a POISONOUS AND HAZARDOUS SUBSTANCE which should be handled by trained staff only.
Storage:	-20 °C

Publications

Product cited in:	Miao, Ding, Zou, Yang, Yang, Zhang, Li, Zhou, Zhang, Zhang, Du, Jiang, Zhou: "Inhibition of MyD88 by a novel inhibitor reverses two-thirds of the infarct area in myocardial ischemia and reperfusion injury." in: **American journal of translational research**, Vol. 12, Issue 9, pp. 5151-5169, (2020) (PubMed).

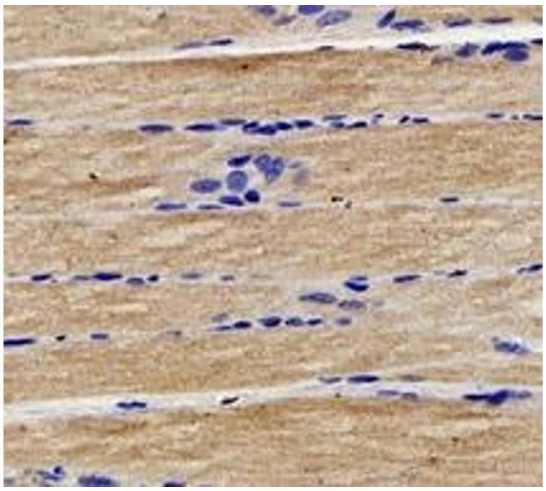

Immunohistochemistry (Paraffin-embedded Sections)

Image 1. Immunohistochemistry analysis of paraffin-embedded rat muscle using,CTNT (ABIN7076033) at dilution of 1: 400

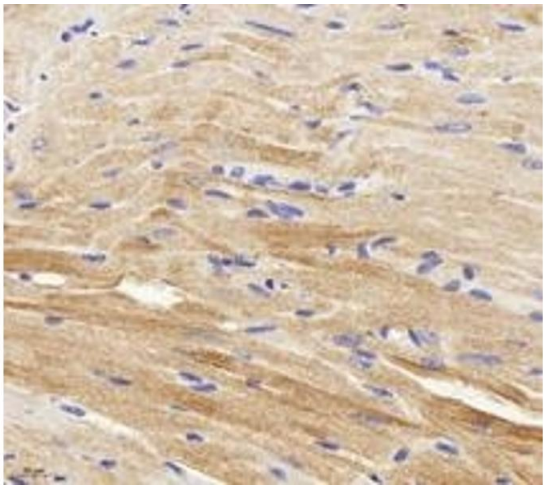

Immunohistochemistry (Paraffin-embedded Sections)

Image 2. Immunohistochemistry analysis of paraffin-embedded mouse carditis using,CTNT (ABIN7076033) at dilution of 1: 400

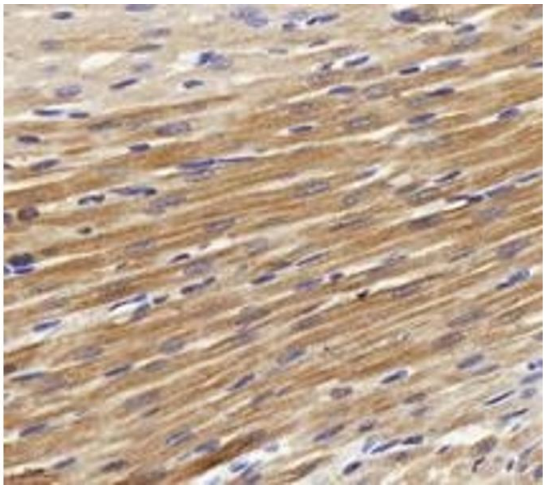

Immunohistochemistry (Paraffin-embedded Sections)

Image 3. Immunohistochemistry analysis of paraffin-embedded rat carditis using,CTNT (ABIN7076033) at dilution of 1: 400

 Copyright antibodies-online. All rights reserved.