Datasheet for ABIN7172870

anti-TRPM8 antibody (AA 1-192)

3 Images

Go to Product page

Overview

Quantity:	100 µg
Target:	TRPM8
Binding Specificity:	AA 1-192
Reactivity:	Human
Host:	Rabbit
Clonality:	Polyclonal
Conjugate:	This TRPM8 antibody is un-conjugated
Application:	ELISA, Immunohistochemistry (IHC), Immunofluorescence (IF)

Product Details

Immunogen:	Recombinant Human Transient receptor potential cation channel subfamily M member 8 protein (1-192AA)
Isotype:	IgG
Cross-Reactivity:	Human
Purification:	>95%, Protein G purified

Target Details

Target:	TRPM8
Alternative Name:	TRPM8 (TRPM8 Products)
Background:	Background: Receptor-activated non-selective cation channel involved in detection of

Target Details

	sensations such as coolness, by being activated by cold temperature below 25 degrees Celsius. Activated by icilin, eucalyptol, menthol, cold and modulation of intracellular pH . Involved in menthol sensation. Permeable for monovalent cations sodium, potassium, and cesium and divalent cation calcium. Temperature sensing is tightly linked to voltage-dependent gating. Activated upon depolarization, changes in temperature resulting in graded shifts of its voltage-dependent activation curves. The chemical agonist menthol functions as a gating modifier, shifting activation curves towards physiological membrane potentials. Temperature sensitivity arises from a tenfold difference in the activation energies associated with voltage-dependent opening and closing. In prostate cancer cells, shows strong inward rectification and high calcium selectivity in contrast to its behavior in normal cells which is characterized by outward rectification and poor cationic selectivity. Isoform 2 and isoform 3 negatively regulate menthol- and cold-induced channel activity by stabilizing the closed state of the channel. Aliases: Long transient receptor potential channel 6 antibody, LTrpC-6 antibody, LTrpC6 antibody, MGC2849 antibody, Short form of the TRPM8 cationic channel antibody, Transient receptor potential cation channel subfamily M member 8 antibody, Transient receptor potential p8 antibody, transient receptor potential-p8 antibody, Trp p8 antibody, Trp-p8 antibody, Trpm8 antibody, TRPM8_HUMAN antibody, TRPP8 antibody
UniProt:	Q7Z2W7

Application Details

Application Notes:	Recommended dilution: IHC:1:20-1:200, IF:1:50-1:200,
Restrictions:	For Research Use only

Handling

Format:	Liquid
Buffer:	Preservative: 0.03 % Proclin 300 Constituents: 50 % Glycerol, 0.01M PBS, PH 7.4
Preservative:	ProClin
Precaution of Use:	This product contains ProClin: a POISONOUS AND HAZARDOUS SUBSTANCE which should be handled by trained staff only.
Storage:	-20 °C,-80 °C
Storage Comment:	Upon receipt, store at -20°C or -80°C. Avoid repeated freeze.

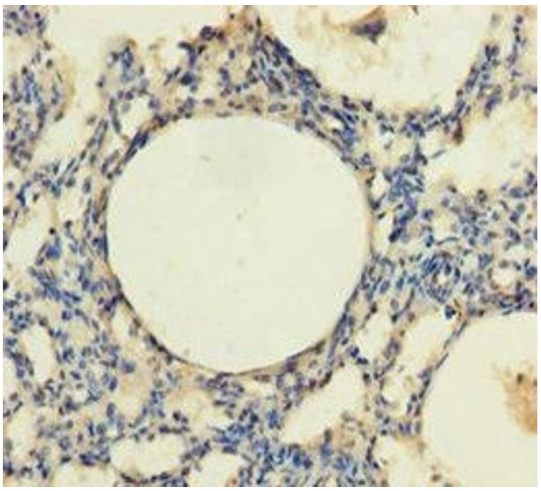

Immunohistochemistry

Image 1. Immunohistochemistry of paraffin-embedded human lung tissue using ABIN7172870 at dilution of 1:100

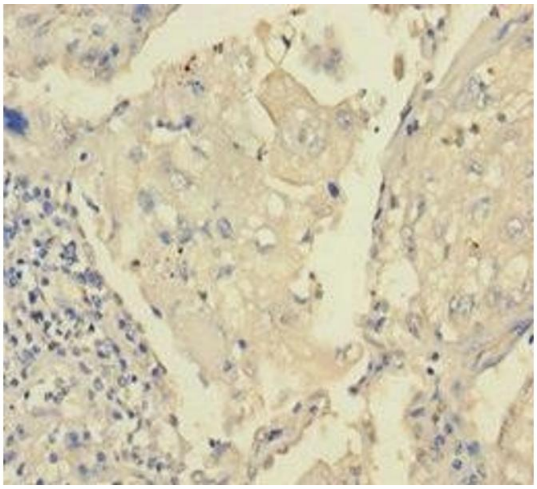

Immunohistochemistry

Image 2. Immunohistochemistry of paraffin-embedded human lung cancer using ABIN7172870 at dilution of 1:100

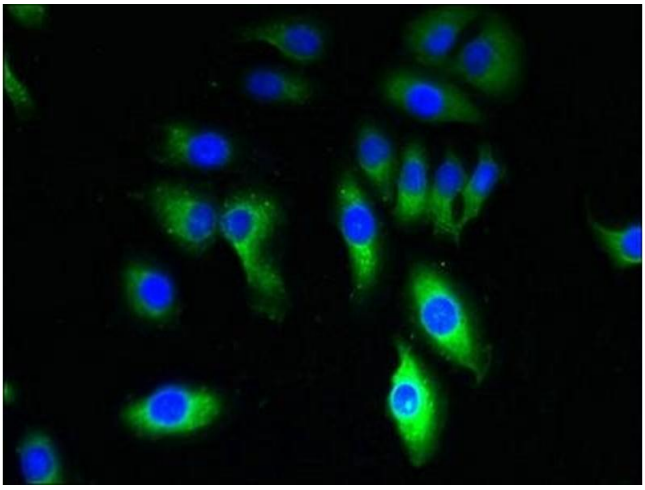

Immunofluorescence

Image 3. Immunofluorescent analysis of A549 cells using ABIN7172870 at dilution of 1:100 and Alexa Fluor 488-congugated AffiniPure Goat Anti-Rabbit IgG(H+L)