Datasheet for ABIN7246256

anti-DIMT1 antibody

3 Images

Go to Product page

Overview

Quantity:	200 µL
Target:	DIMT1
Reactivity:	Human, Mouse
Host:	Rabbit
Clonality:	Polyclonal
Conjugate:	This DIMT1 antibody is un-conjugated
Application:	Western Blotting (WB), ELISA, Immunohistochemistry (IHC)

Product Details

Immunogen:	Full length fusion protein
Isotype:	IgG
Characteristics:	Polyclonal Antibody
Purification:	Antigen affinity purification

Target Details

Target:	DIMT1
Alternative Name:	DIMT1 (DIMT1 Products)
Background:	Specifically dimethylates two adjacent adenosines in the loop of a conserved hairpin near the 3'-end of 18S rRNA in the 40S particle.
Molecular Weight:	Observed_MW: Refer to figures

Target Details

	Calculated_MW: 35 kDa
UniProt:	Q9UNQ2

Application Details

Application Notes:	WB 1:500-1:2000, IHC 1:30-1:150, ELISA 1:5000-1:10000
Restrictions:	For Research Use only

Handling

Format:	Liquid
Concentration:	1.08 mg/mL
Buffer:	PBS with 0.05 % Sodium azide and 40 % Glycerol, pH 7.4
Preservative:	Sodium azide
Precaution of Use:	This product contains Sodium azide: a POISONOUS AND HAZARDOUS SUBSTANCE which should be handled by trained staff only.
Storage:	-20 °C
Storage Comment:	Store at -20°C. Avoid freeze / thaw cycles.

Images

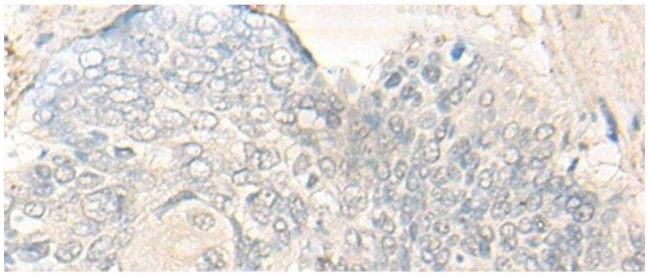

Immunohistochemistry (Paraffin-embedded Sections)

Image 1. Immunohistochemistry of paraffin-embedded Human esophagus cancer tissue using DIMT1 Polyclonal Antibody at dilution of 1:30(x200)

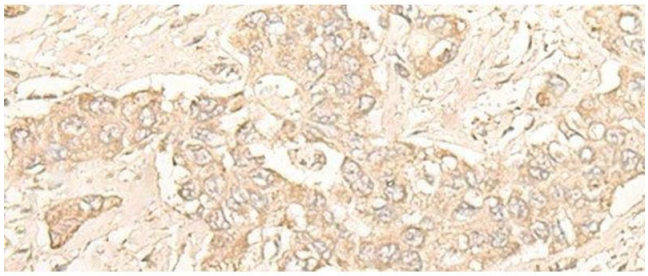

Immunohistochemistry (Paraffin-embedded Sections)

Image 2. Immunohistochemistry of paraffin-embedded Human liver cancer tissue using DIMT1 Polyclonal Antibody at dilution of 1:30(x200)

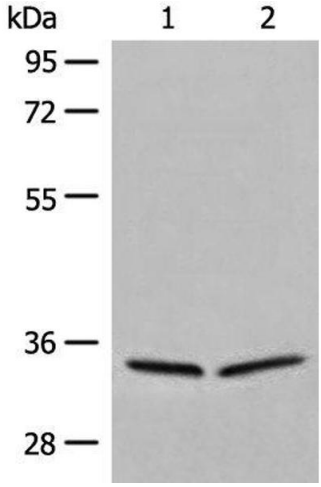

Western Blotting

Image 3. Western blot analysis of 231 and Raji cell lysates using DIMT1 Polyclonal Antibody at dilution of 1:450

 Copyright antibodies-online. All rights reserved.