Datasheet for ABIN7247225

anti-FUCA2 antibody

3 Images

Go to Product page

Overview

Quantity:	200 µL
Target:	FUCA2
Reactivity:	Human, Mouse, Rat
Host:	Rabbit
Clonality:	Polyclonal
Conjugate:	This FUCA2 antibody is un-conjugated
Application:	Western Blotting (WB), ELISA, Immunohistochemistry (IHC)

Product Details

Immunogen:	Fusion protein of human FUCA2
Isotype:	IgG
Characteristics:	Polyclonal Antibody
Purification:	Antigen affinity purification

Target Details

Target:	FUCA2
Alternative Name:	FUCA2 (FUCA2 Products)
Background:	This gene encodes a plasma alpha-L-fucosidase, which represents 10-20 % of the total cellular fucosidase activity. The protein is a member of the glycosyl hydrolase 29 family, and catalyzes the hydrolysis of the alpha-1,6-linked fucose joined to the reducing-end N-acetylglucosamine of the carbohydrate moieties of glycoproteins. This enzyme is essential for Helicobacter pylori

Target Details

	adhesion to human gastric cancer cells.
Molecular Weight:	Observed_MW: Refer to figures Calculated_MW: 54 kDa
UniProt:	Q9BTY2

Application Details

Application Notes:	WB 1:1000-1:5000, IHC 1:50-1:300, ELISA 1:5000-1:10000
Restrictions:	For Research Use only

Handling

Format:	Liquid
Concentration:	1.26 mg/mL
Buffer:	PBS with 0.05 % Sodium azide and 40 % Glycerol, pH 7.4
Preservative:	Sodium azide
Precaution of Use:	This product contains Sodium azide: a POISONOUS AND HAZARDOUS SUBSTANCE which should be handled by trained staff only.
Storage:	-20 °C
Storage Comment:	Store at -20°C. Avoid freeze / thaw cycles.

Images

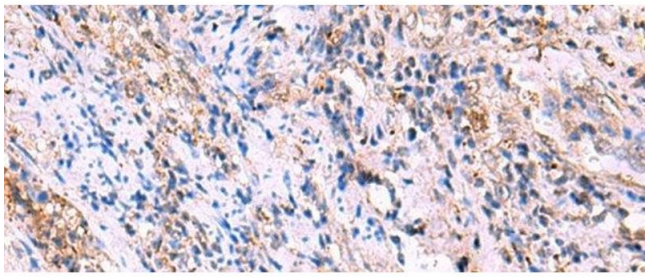

Immunohistochemistry (Paraffin-embedded Sections)

Image 1. Immunohistochemistry of paraffin-embedded Human cervical cancer tissue using FUCA2 Polyclonal Antibody at dilution of 1:70(x200)

Copyright antibodies-online. All rights reserved.

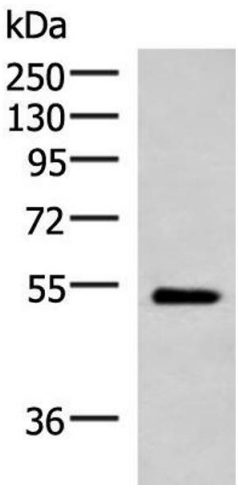

Western Blotting

Image 2. Western blot analysis of Mouse heart tissue lysate using FUCA2 Polyclonal Antibody at dilution of 1:1000

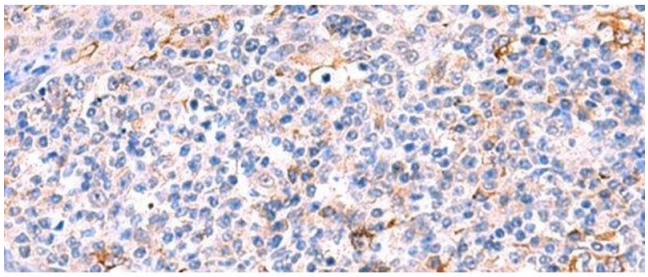

Immunohistochemistry (Paraffin-embedded Sections)

Image 3. Immunohistochemistry of paraffin-embedded Human tonsil tissue using FUCA2 Polyclonal Antibody at dilution of 1:70(x200)

 Copyright antibodies-online. All rights reserved.