Datasheet for ABIN7442237

anti-AGRN antibody (AA 1206-1475)

4 Images

Go to Product page

Overview

Quantity:	100 µL
Target:	AGRN
Binding Specificity:	AA 1206-1475
Reactivity:	Rat
Host:	Rabbit
Clonality:	Polyclonal
Conjugate:	This AGRN antibody is un-conjugated
Application:	Immunohistochemistry (IHC), Western Blotting (WB), Immunoprecipitation (IP), Immunocytochemistry (ICC)

Product Details

Purpose:	Polyclonal Antibody to Agrin (AGRN)
Immunogen:	Recombinant Agrin (AGRN) corresdonding to Ala1206~Thr1475 (Accession # P25304)
Isotype:	IgG
Specificity:	The antibody is a rabbit polyclonal antibody raised against AGRN. It has been selected for its ability to recognize AGRN in immunohistochemical staining and western blotting.
Purification:	Antigen-specific affinity chromatography followed by Protein A affinity chromatography

Target Details

Target:	AGRN

Copyright antibodies-online. All rights reserved.

Target Details

Alternative Name:	Agrin (AGRN Products)
Background:	Agrin Proteoglycan
Pathways:	Glycosaminoglycan Metabolic Process, Regulation of Muscle Cell Differentiation, Skeletal Muscle Fiber Development

Application Details

Application Notes:	Western blotting: 0.5-5 µg/mL Immunohistochemistry: 5-50 µg/mL Immunocytochemistry: 5-50 µg/mL Optimal working dilutions must be determined by end user.
Comment:	The thermal stability is described by the loss rate. The loss rate was determined by accelerated thermal degradation test, that is, incubate the protein at 37°C for 48h, and no obvious degradation and precipitation were observed. The loss rate is less than 5% within the expiration date under appropriate storage condition.
Restrictions:	For Research Use only

Handling

Format:	Liquid
Buffer:	0.01M PBS, pH 7.4, containing 0.05 % Proclin-300, 50 % glycerol.
Preservative:	ProClin
Precaution of Use:	This product contains ProClin: a POISONOUS AND HAZARDOUS SUBSTANCE which should be handled by trained staff only.
Storage:	4 °C,-20 °C
Storage Comment:	Store at 4°C for frequent use. Stored at -20°C in a manual defrost freezer for two year without detectable loss of activity. Avoid repeated freeze-thaw cycles.
Expiry Date:	24 months

Copyright antibodies-online. All rights reserved.

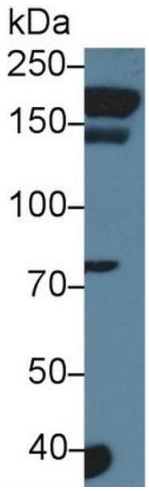

Western Blotting

Image 1. Detection of AGRN in Rat Serum using Polyclonal Antibody to Agrin (AGRN)



Western Blotting

Image 2. Detection of Recombinant AGRN, Rat using Polyclonal Antibody to Agrin (AGRN)

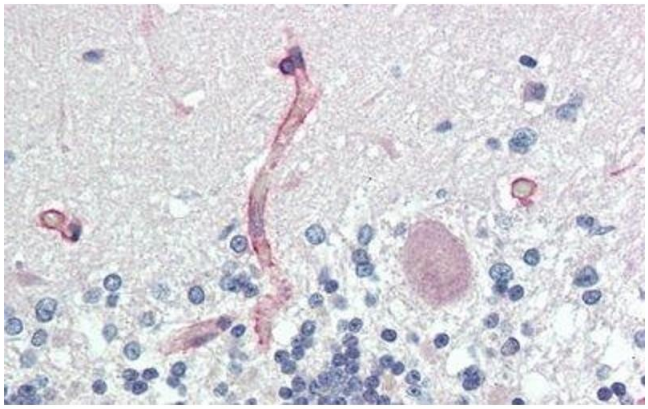

Immunohistochemistry

Image 3. Detection of AGRN in Human Cerebellum Tissue using Polyclonal Antibody to Agrin (AGRN)

Please check the product details page for more images. Overall 4 images are available for ABIN7442237.

Copyright antibodies-online. All rights reserved.